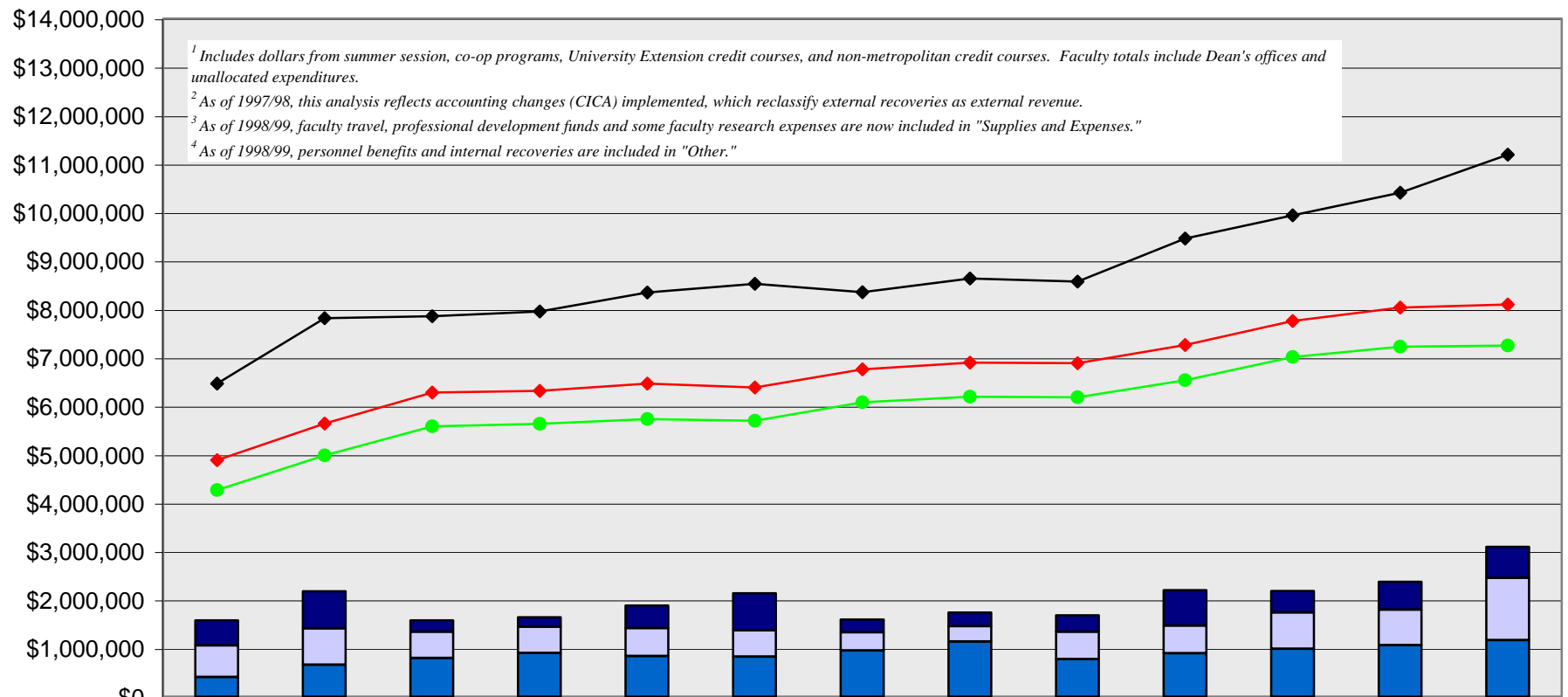


Academic Fiscal-Year Expenditures by Category^{1,2,3,4}

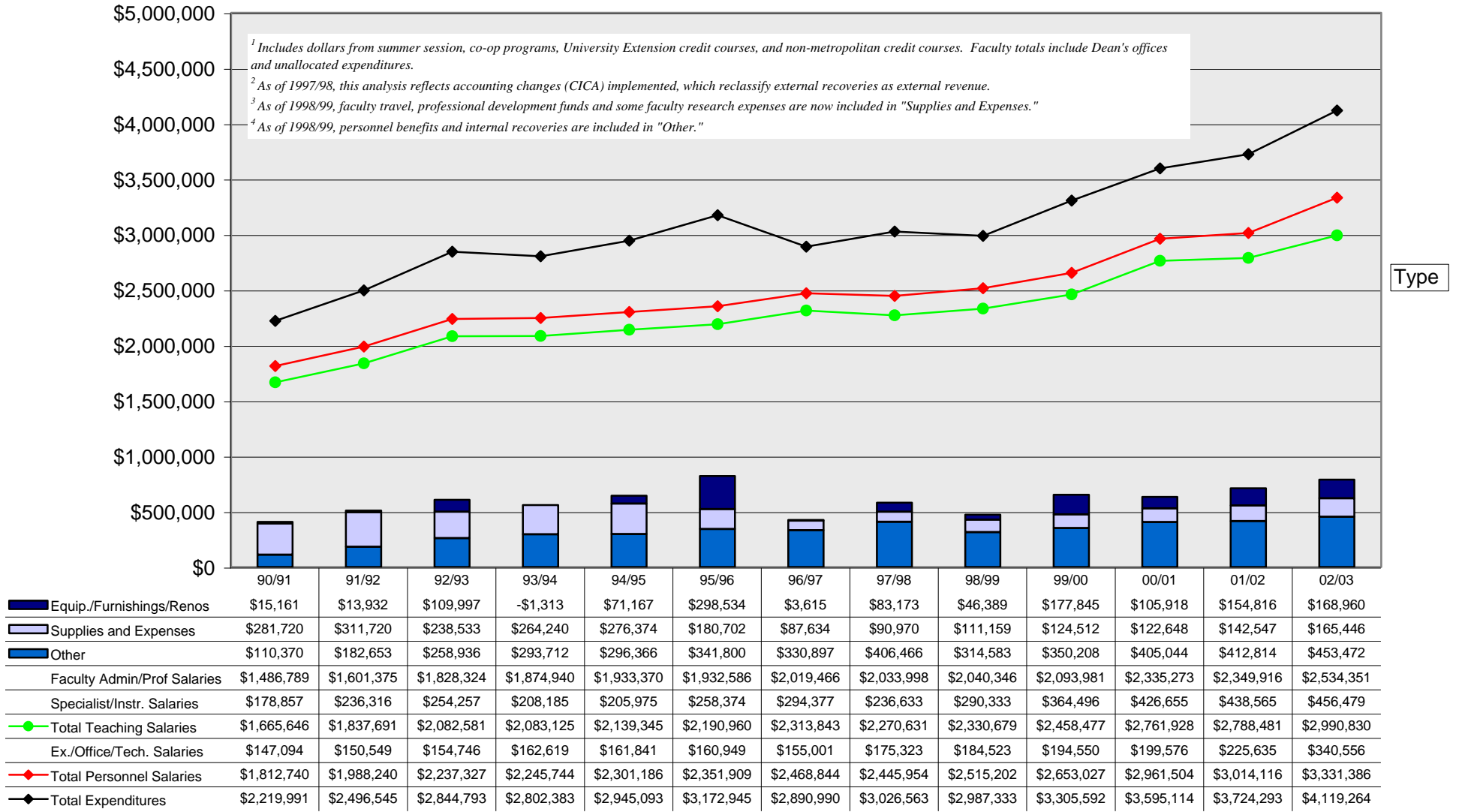
ENGINEERING



¹ Includes dollars from summer session, co-op programs, University Extension credit courses, and non-metropolitan credit courses. Faculty totals include Dean's offices and unallocated expenditures.
² As of 1997/98, this analysis reflects accounting changes (CICA) implemented, which reclassify external recoveries as external revenue.
³ As of 1998/99, faculty travel, professional development funds and some faculty research expenses are now included in "Supplies and Expenses."
⁴ As of 1998/99, personnel benefits and internal recoveries are included in "Other."

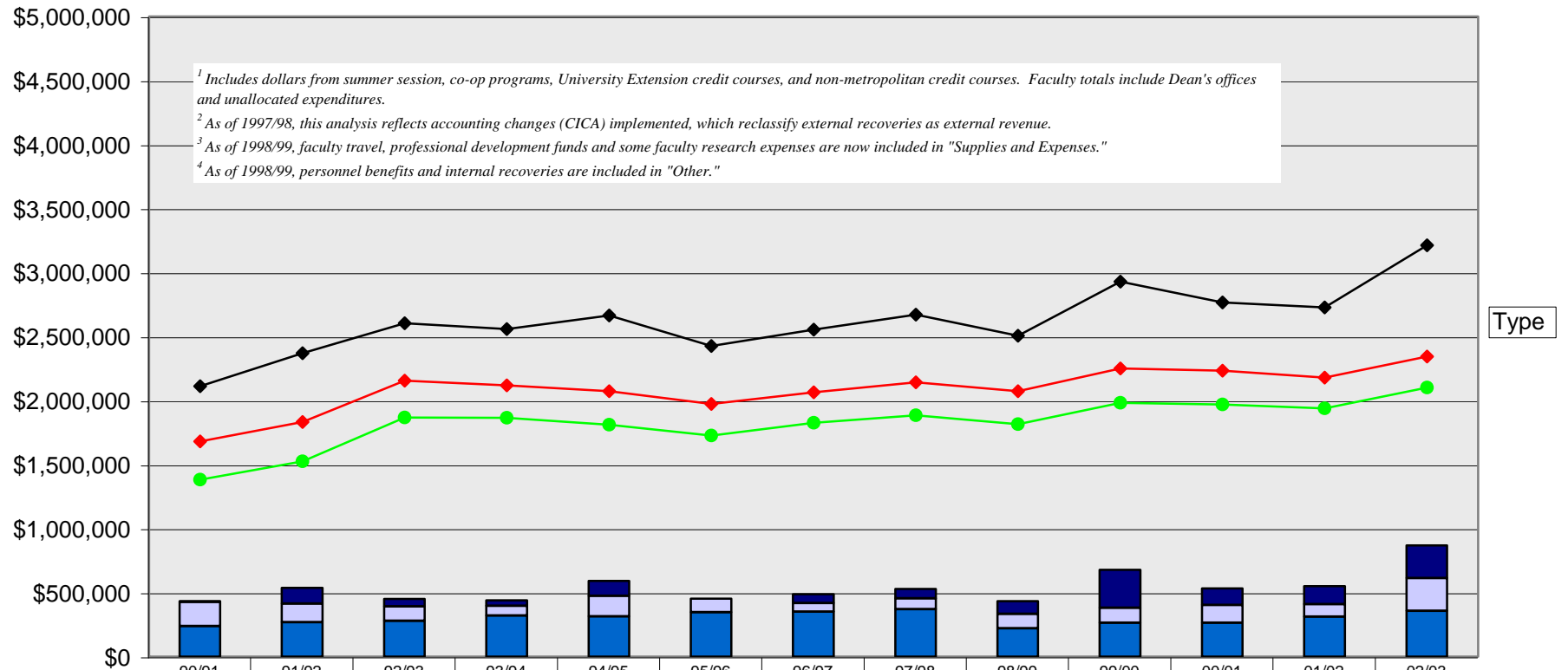
	1990/91	1991/92	1992/93	1993/94	1994/95	1995/96	1996/97	1997/98	1998/99	1999/00	2000/01	2001/02	2002/03
Equip./Furnishings/Renos	\$523,987	\$765,203	\$232,521	\$194,418	\$467,383	\$770,187	\$265,574	\$284,318	\$339,821	\$728,720	\$444,462	\$574,475	\$641,024
Supplies and Expenses	\$648,001	\$748,277	\$545,045	\$544,422	\$579,215	\$542,387	\$378,758	\$314,497	\$566,784	\$572,032	\$750,454	\$738,065	\$1,287,860
Other	\$405,817	\$659,302	\$796,659	\$900,504	\$834,669	\$823,210	\$949,766	\$1,137,434	\$773,437	\$896,234	\$987,081	\$1,059,451	\$1,163,817
Faculty Admin/Prof Salaries	\$3,896,129	\$4,467,287	\$5,062,646	\$5,244,281	\$5,298,633	\$5,214,047	\$5,563,500	\$5,682,802	\$5,536,318	\$5,779,471	\$6,135,002	\$6,306,444	\$6,335,682
Specialist/Instr. Salaries	\$370,277	\$511,766	\$517,471	\$385,632	\$433,370	\$479,874	\$511,675	\$507,606	\$641,792	\$753,010	\$876,253	\$918,662	\$910,332
Total Teaching Salaries	\$4,266,406	\$4,979,053	\$5,580,117	\$5,629,913	\$5,732,003	\$5,693,921	\$6,075,175	\$6,190,408	\$6,178,110	\$6,532,481	\$7,011,255	\$7,225,106	\$7,246,014
Ex./Office/Tech. Salaries	\$618,005	\$660,023	\$699,320	\$685,454	\$729,594	\$691,014	\$680,168	\$704,970	\$708,812	\$726,579	\$744,056	\$809,979	\$848,274
Total Personnel Salaries	\$4,884,411	\$5,639,076	\$6,279,437	\$6,315,367	\$6,461,597	\$6,384,935	\$6,755,343	\$6,895,378	\$6,886,922	\$7,259,060	\$7,755,311	\$8,035,085	\$8,094,288
Total Expenditures	\$6,462,216	\$7,811,858	\$7,853,662	\$7,954,711	\$8,342,864	\$8,520,719	\$8,349,441	\$8,631,627	\$8,566,964	\$9,456,046	\$9,937,308	\$10,407,076	\$11,186,989

Academic Fiscal-Year Expenditures by Category^{1,2,3,4}



Data

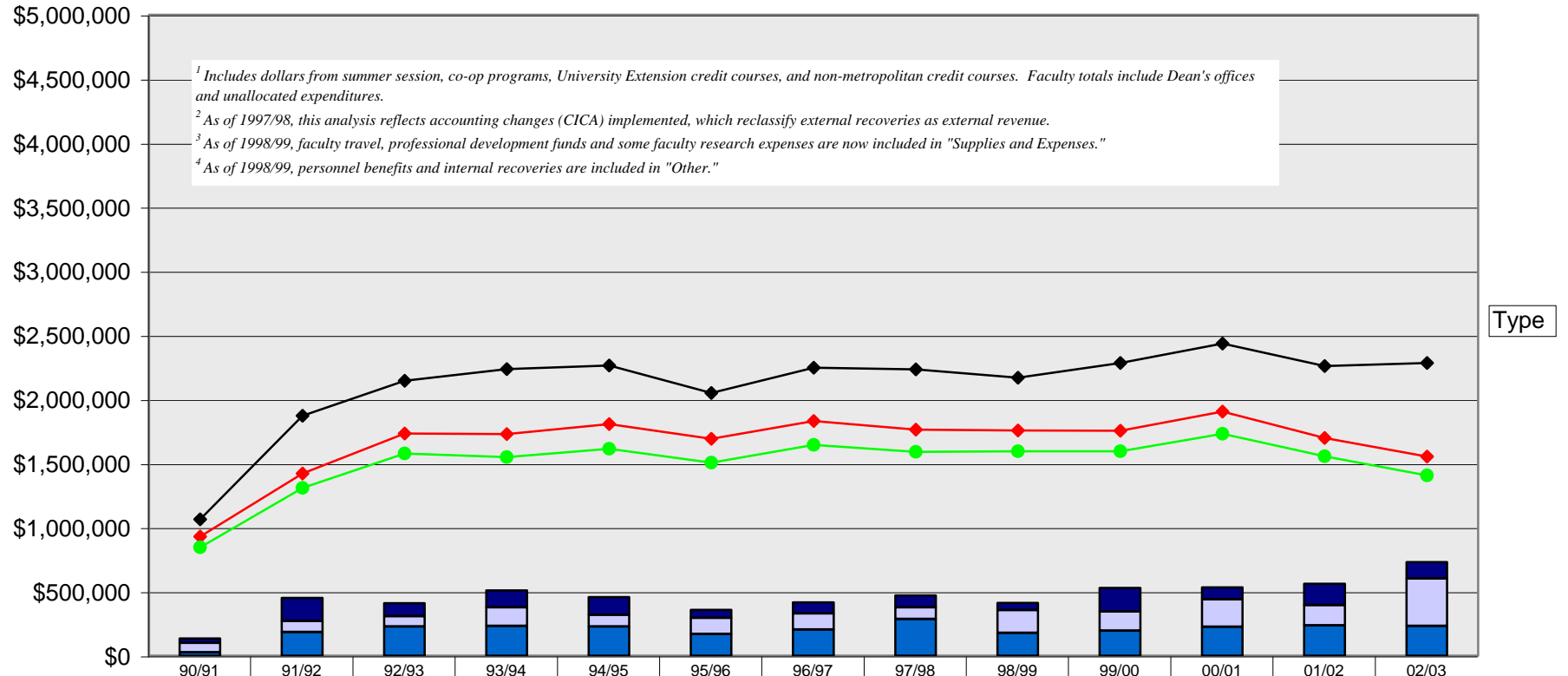
Academic Fiscal-Year Expenditures by Category^{1,2,3,4}



	90/91	91/92	92/93	93/94	94/95	95/96	96/97	97/98	98/99	99/00	00/01	01/02	02/03
Equip./Furnishings/Renos	\$4,127	\$122,609	\$57,900	\$41,460	\$115,610	\$21	\$71,145	\$73,196	\$98,118	\$296,159	\$129,206	\$141,043	\$256,288
Supplies and Expenses	\$189,350	\$145,242	\$113,328	\$76,604	\$160,345	\$104,141	\$67,187	\$84,086	\$113,542	\$116,315	\$138,476	\$95,445	\$254,181
Other	\$237,326	\$269,013	\$278,830	\$320,839	\$315,080	\$347,582	\$350,029	\$370,379	\$220,778	\$265,184	\$264,400	\$313,033	\$358,230
Faculty Admin/Prof Salaries	\$1,294,175	\$1,447,273	\$1,787,153	\$1,813,944	\$1,766,926	\$1,680,132	\$1,780,078	\$1,824,385	\$1,747,338	\$1,899,214	\$1,888,982	\$1,847,849	\$1,947,413
Specialist/Instr. Salaries	\$87,476	\$77,294	\$79,243	\$51,513	\$45,152	\$46,251	\$46,328	\$60,802	\$68,329	\$83,298	\$80,161	\$91,605	\$154,446
Total Teaching Salaries	\$1,381,651	\$1,524,567	\$1,866,396	\$1,865,457	\$1,812,078	\$1,726,383	\$1,826,406	\$1,885,187	\$1,815,667	\$1,982,512	\$1,969,143	\$1,939,454	\$2,101,859
Ex./Office/Tech. Salaries	\$299,595	\$308,763	\$288,581	\$253,995	\$261,515	\$248,052	\$238,456	\$258,099	\$257,995	\$268,135	\$264,412	\$239,365	\$241,516
Total Personnel Salaries	\$1,681,246	\$1,833,330	\$2,154,977	\$2,119,452	\$2,073,593	\$1,974,435	\$2,064,862	\$2,143,286	\$2,073,662	\$2,250,647	\$2,233,555	\$2,178,819	\$2,343,375
Total Expenditures	\$2,112,049	\$2,370,194	\$2,605,035	\$2,558,355	\$2,664,628	\$2,426,179	\$2,553,223	\$2,670,947	\$2,506,100	\$2,928,305	\$2,765,637	\$2,728,340	\$3,212,074

Data

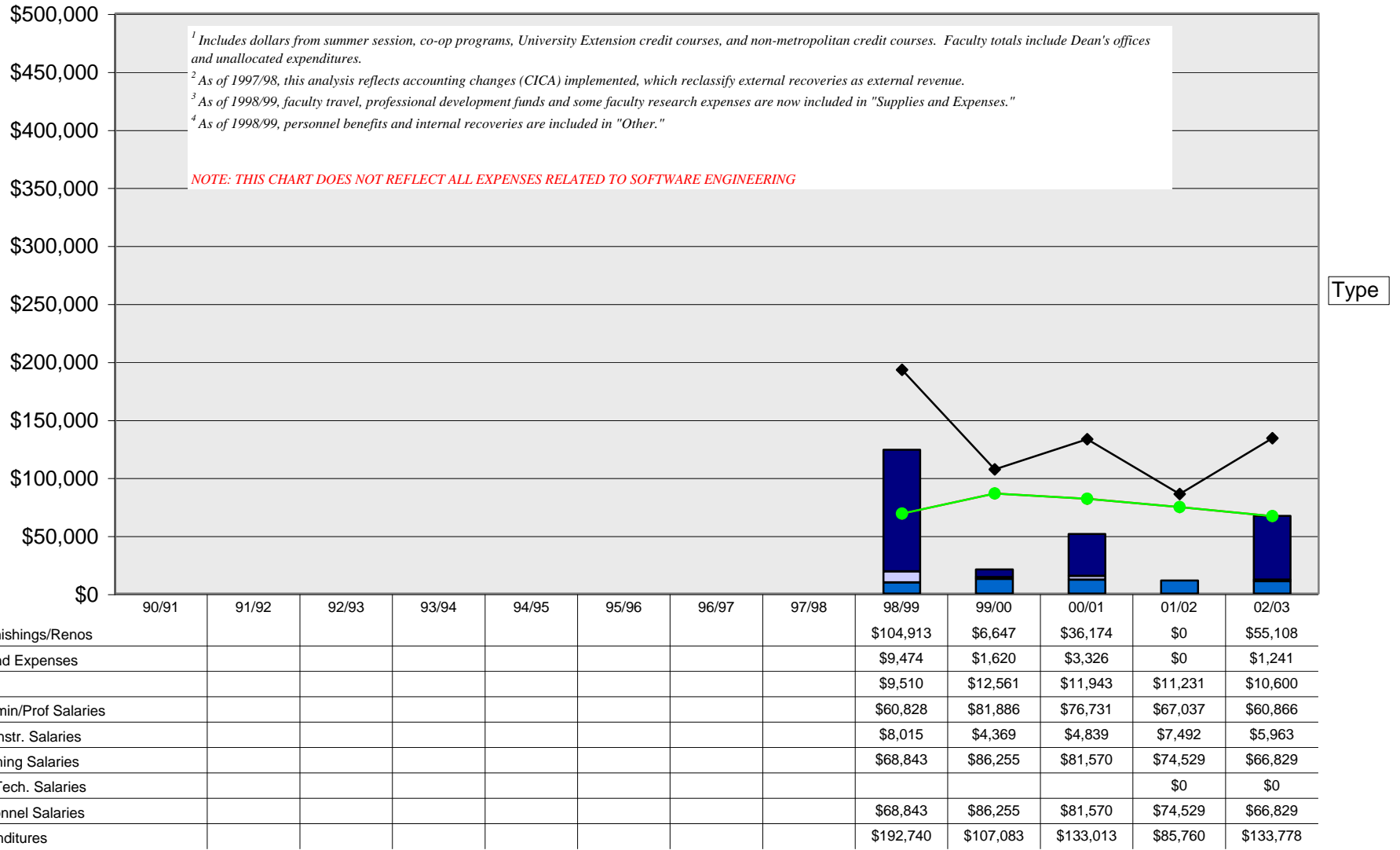
Academic Fiscal-Year Expenditures by Category^{1,2,3,4}



Equip./Furnishings/Renos	\$36,224	\$179,545	\$103,630	\$131,818	\$139,029	\$63,360	\$88,145	\$93,710	\$57,305	\$183,158	\$91,924	\$165,568	\$127,139
Supplies and Expenses	\$72,762	\$87,142	\$79,514	\$144,671	\$90,704	\$126,244	\$125,250	\$90,313	\$177,304	\$150,371	\$215,568	\$157,560	\$370,655
Other	\$26,121	\$183,737	\$227,031	\$231,937	\$228,042	\$168,297	\$203,238	\$286,088	\$177,344	\$194,928	\$224,706	\$237,153	\$232,116
Faculty Admin/Prof Salaries	\$770,018	\$1,192,735	\$1,466,236	\$1,490,474	\$1,535,557	\$1,432,207	\$1,562,921	\$1,519,527	\$1,433,661	\$1,436,399	\$1,539,796	\$1,351,482	\$1,273,362
Specialist/Instr. Salaries	\$73,805	\$116,526	\$110,588	\$58,505	\$79,057	\$73,046	\$81,647	\$70,459	\$160,290	\$157,670	\$191,342	\$203,707	\$133,330
Total Teaching Salaries	\$843,823	\$1,309,261	\$1,576,824	\$1,548,979	\$1,614,614	\$1,505,253	\$1,644,568	\$1,589,986	\$1,593,951	\$1,594,069	\$1,731,138	\$1,555,189	\$1,406,692
Ex./Office/Tech. Salaries	\$85,596	\$111,453	\$157,290	\$179,014	\$191,694	\$187,147	\$185,041	\$173,722	\$162,694	\$160,369	\$172,424	\$143,839	\$146,147
Total Personnel Salaries	\$929,419	\$1,420,714	\$1,734,114	\$1,727,993	\$1,806,308	\$1,692,400	\$1,829,609	\$1,763,708	\$1,756,645	\$1,754,438	\$1,903,562	\$1,699,028	\$1,552,839
Total Expenditures	\$1,064,526	\$1,871,138	\$2,144,289	\$2,236,419	\$2,264,083	\$2,050,301	\$2,246,242	\$2,233,819	\$2,168,598	\$2,282,895	\$2,435,760	\$2,259,309	\$2,282,749

Data

Academic Fiscal-Year Expenditures by Category^{1,2,3,4}



Data